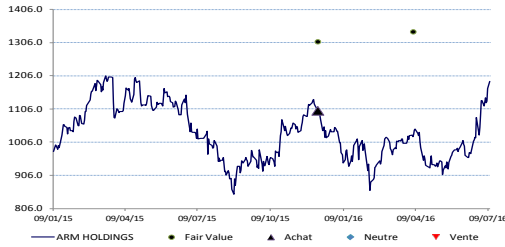


# Price Chart and Rating History

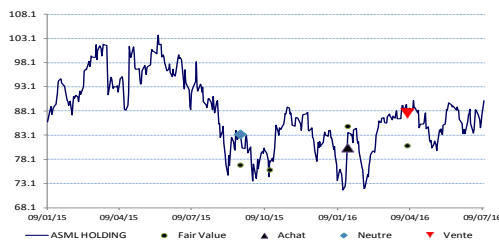
## ARM Holdings



| Ratings Date | Ratings             | Price |
|--------------|---------------------|-------|
| 18/07/16     | Tender to the offer | 1189p |
| 07/12/15     | BUY                 | 1310p |

| Target Price Date | Target price |
|-------------------|--------------|
| 05/04/16          | 1340p        |
| 07/12/15          | 1310p        |

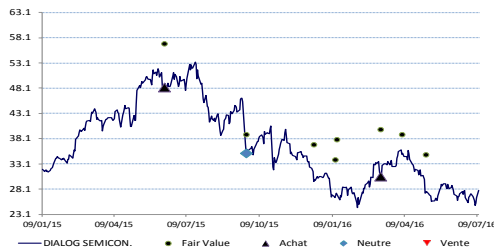
## ASML



| Ratings Date | Ratings | Price    |
|--------------|---------|----------|
| 05/04/16     | SELL    | EUR9.49  |
| 21/01/16     | BUY     | EUR73.8  |
| 08/09/15     | NEUTRAL | EUR82.88 |

| Target Price Date | Target price |
|-------------------|--------------|
| 05/04/16          | EUR81        |
| 21/01/16          | EUR85        |
| 15/10/15          | EUR76        |
| 08/09/15          | EUR77        |

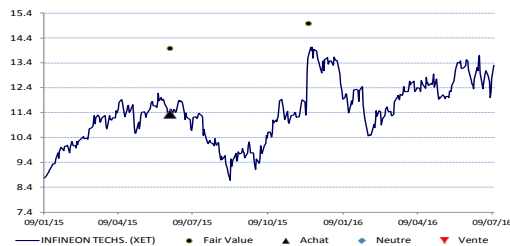
## DIALOG SEMICONDUCTORS



| Ratings Date | Ratings | Price    |
|--------------|---------|----------|
| 09/03/16     | BUY     | EUR31.93 |
| 22/09/15     | NEUTRAL | EUR37.38 |
| 11/06/15     | BUY     | EUR48598 |

| Target Price Date | Target price |
|-------------------|--------------|
| 05/05/16          | EUR35        |
| 05/04/16          | EUR39        |
| 09/03/16          | EUR40        |
| 14/01/16          | EUR38        |
| 12/01/16          | EUR34        |
| 16/12/15          | EUR37        |
| 15/12/15          | Under review |
| 22/09/15          | EUR39        |
| 11/06/15          | EUR57        |

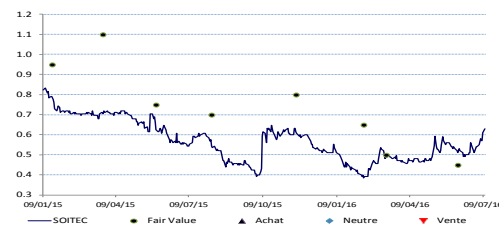
## INFINEON



| Ratings Date | Ratings | Price     |
|--------------|---------|-----------|
| 11/06/15     | BUY     | EUR48.598 |

| Target Price Date | Target price |
|-------------------|--------------|
| 27/11/15          | EUR15        |
| 11/06/15          | EUR14        |

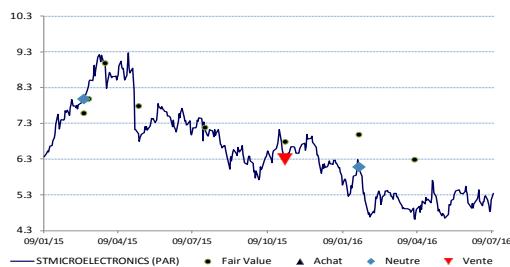
## SOITEC



| Ratings Date | Ratings      | Price   |
|--------------|--------------|---------|
| 23/12/14     | NEUTRAL      | EUR0.96 |
| 22/12/14     | Under review | EUR2.11 |
| 12/11/14     | BUY          | EUR1.93 |

| Target Price Date | Target price |
|-------------------|--------------|
| 07/06/16          | EUR0.45      |
| 10/03/16          | EUR0.5       |
| 11/02/16          | EUR0.65      |
| 19/11/15          | EUR0.8       |
| 06/08/15          | EUR0.7       |
| 29/05/15          | EUR0.75      |
| 24/03/15          | EUR1.1       |
| 20/01/15          | EUR0.95      |
| 23/12/14          | EUR0.85      |
| 22/12/14          | Under review |
| 12/11/14          | EUR2.6       |

## STMicroelectronics



| Ratings Date | Ratings | Price   |
|--------------|---------|---------|
| 28/01/16     | NEUTRAL | EUR6.28 |
| 30/10/15     | SELL    | EUR6.2  |
| 26/02/15     | NEUTRAL | EUR7.86 |

| Target Price Date | Target price |
|-------------------|--------------|
| 05/04/16          | EUR6.3       |
| 28/01/16          | EUR7         |
| 30/10/15          | EUR6.8       |
| 24/07/15          | EUR7.2       |
| 04/05/15          | EUR7.8       |
| 24/03/15          | EUR9         |
| 04/03/15          | EUR8         |
| 26/02/15          | EUR7.6       |